

ビル街地区 高度商業地区 繁華街地区 普通商業・併用住宅地区 中小工場地区 大工場地区 普通住宅地区

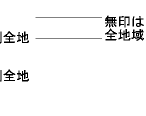
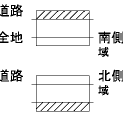
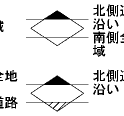
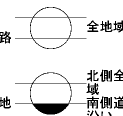
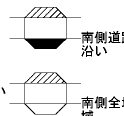
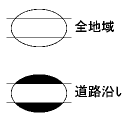
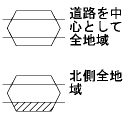

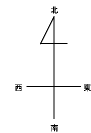


Table with columns: 記号 (Code), 借地権割合 (Leasehold Ratio), 記号 (Code), 借地権割合 (Leasehold Ratio). Rows: A (90%), B (80%), C (70%), D (60%), E (50%), F (40%), G (30%).



30127

当図

30141

青葉区 (仙台北署)

30 30126

30 30126

