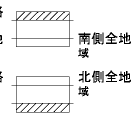
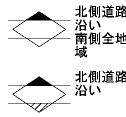
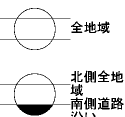
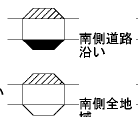
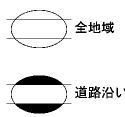
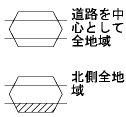
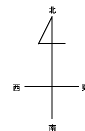


29  
63066

ビル街地区 高度商業地区 繁華街地区 普通商業・併用住宅地区 中小工場地区 大工場地区 普通住宅地区



記号	借地権割合	記号	借地権割合
A	90%	E	50%
B	80%	F	40%
C	70%	G	30%
D	60%		



63065



いわき市  
(いわき署)

29  
63066

