
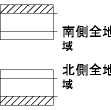
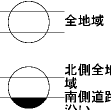
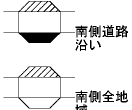
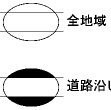
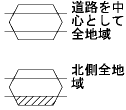
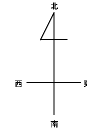


30
29288

ビル街地区 高度商業地区 繁華街地区 普通商業・併用住宅地区 中小工場地区 大工場地区 普通住宅地区



| 記号 | 借地権割合 | 記号 | 借地権割合 |
|----|-------|----|-------|
| A | 90% | E | 50% |
| B | 80% | F | 40% |
| C | 70% | G | 30% |
| D | 60% | | |



北谷町 (沖縄署) 30
29288

