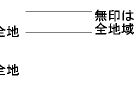
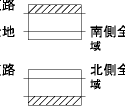
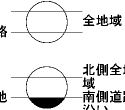
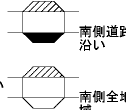
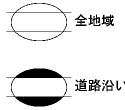
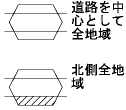
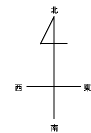


ビル街地区 高度商業地区 繁華街地区 普通商業・併用住宅地区 中小工場地区 大工場地区 普通住宅地区



| 記号 | 借地権割合 |
|----|-------|
| A | 90% |
| B | 80% |
| C | 70% |
| D | 60% |

| 記号 | 借地権割合 |
|----|-------|
| E | 50% |
| F | 40% |
| G | 30% |



青森市
(青森署)

