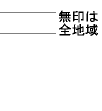
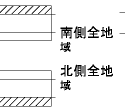
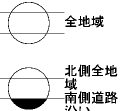
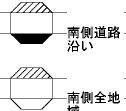
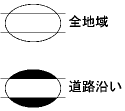
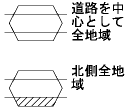
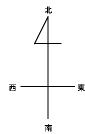


ビル街地区 高度商業地区 繁華街地区 普通商業・併用住宅地区 中小工場地区 大工場地区 普通住宅地区



記号	借地権割合
A	90%
B	80%
C	70%
D	60%

記号	借地権割合
E	50%
F	40%
G	30%



高松市
(高松署)

