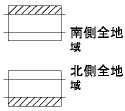
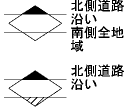
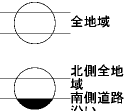
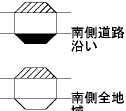
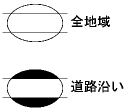
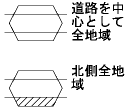
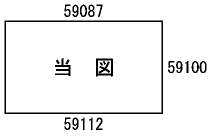
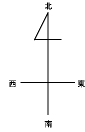


ビル街地区 高度商業地区 繁華街地区 普通商業・併用住宅地区 中小工場地区 大工場地区 普通住宅地区



無印は全地域

記号	借地権割合	記号	借地権割合
A	90%	E	50%
B	80%	F	40%
C	70%	G	30%
D	60%		



豊橋市
(豊橋署)

